

Torrents

“HE WHO DIES WITH HIS ART ON THE MOST HARD DRIVES, WINS.....IF THAT ART PROMOTES LIBERTY.” –Michael W. Dean



So you want to earn your nerd merit badge, keep the Feens drone proof *and* get on the Golden Blockchain of Redemption?

So, this is so cool....Sean our Torrent guy and I have set up a torrent feed for all Freedom Feens and Michael Dean After Dark episodes, Anarchy Gumbo episodes and our music and movies. AND, you'll get new things before everyone else who isn't using the torrent link!

It works automatically, it's completely legal (for now), and seeding will get you on the [Golden Floppy Disc of Redemption](#) by helping make the Feens' media drone proof when it BECOMES illegal, which could be any day now, the way the Central Scrutinizer is stepping up its tyranny. Seed if you want, but at least *have* them. So if we get droned, or the site gets CISPAed, you can turn the torrents back on and start sharing.

[FEENS TORRENT RSS LINK.](#) 

[FIRST 500 EPISODES + MOVIES + MUSIC TORRENT RSS LINK.](#) 

Those are:

<http://freedomfeens.com/blog/FeenTorrentsRSS/FeenTorrents.xml>

http://freedomfeens.com/blog/FeenTorrentsRSS/FeenTorrents_first_500_episodes_plus_movies_and_music.xml

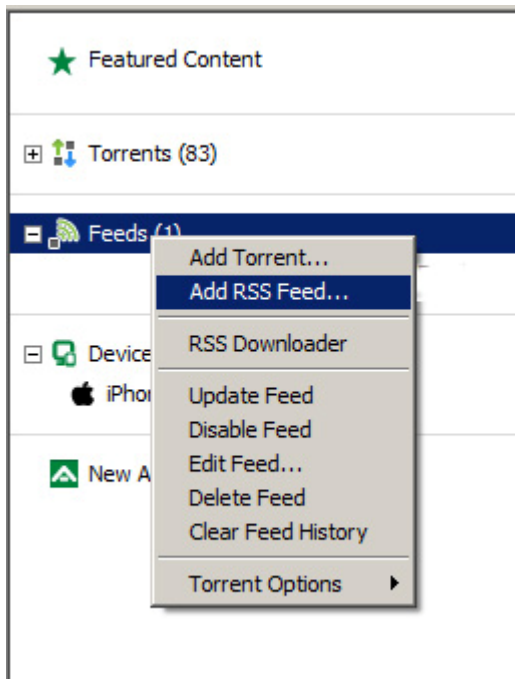
If you want to just copy and paste them.

WHAT DO I DO WITH THEM?

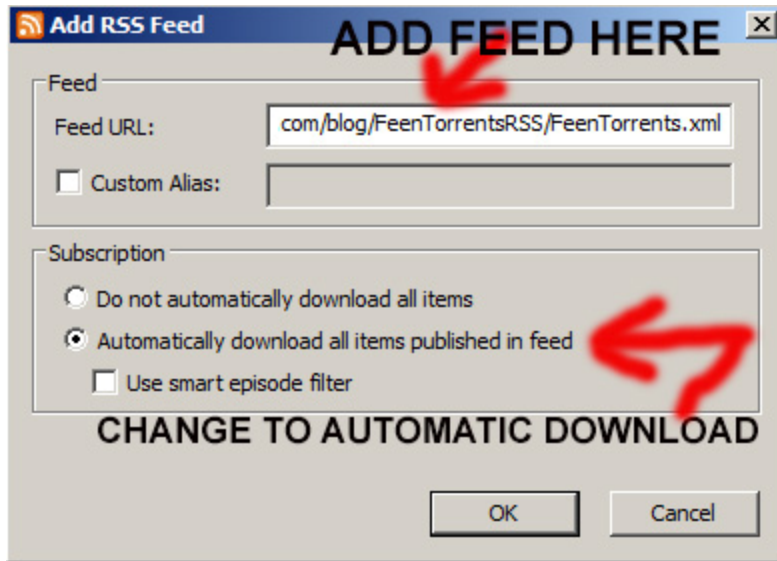
You insert **both** into uTorrent and it will AUTOMATICALLY download all the episodes you don't have, and new ones, as they arrive. **And we're going to start putting our Tuesday Feens casts out a day early on Monday, via torrent. And we also often record Anarchy Gumbo episodes a week or more before they'll go out as web episodes, so by torrenting and seeding, you'll get stuff earlier than everyone else!** (Like the Mojo Nixon interview I'm doing Nov. 30, 2012 that won't come out on the Gumbo until eight days later on the podcast!) That's one of the benefits of being in our torrent club and getting on the Golden Floppy Disc of Redemption!

HOW DO I DO IT?

You copy the Feens torrent link to your clipboard. Then open uTorrent, and over on the left, single left click on "Feeds." Then Right Click on Feeds, and choose "Add RSS Feed."

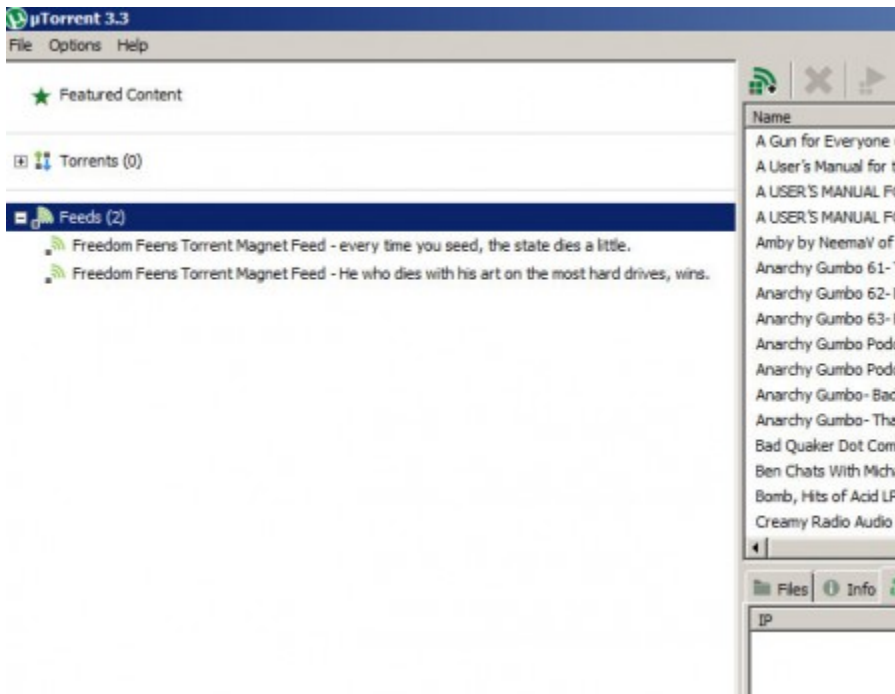


The feed URL should already be in there if it's on your clipboard. If not, paste it in to the Feed URL space (after deleting the http:// that shows up automatically). Then in the same dialogue box, under "Subscriptions", change it to "Automatically download all items published in feed", and click the OK button.



If you've never downloaded Feens with uTorrent before, it will start downloading all of them. It may queue some for after the first bunch are done. If you've downloaded before, and have some of them, it will only download the ones you don't have. And when we add new episodes to our Feens Torrent RSS feed, uTorrent will automatically download the new episodes. Easy, fun and breezy!

Add both Feens Feeds, and it will look like this in the program:



If you plan to seed, **DO NOT** remove the completed torrent listings from your downloads list, or people cannot download these files from you anymore, unless you re-download all of them and then leave the torrent listings intact. I didn't include this fact in the original post, because I thought it was obvious. But we had one fan write us who deleted them and wondered why no one was connecting to him, so I added this part.

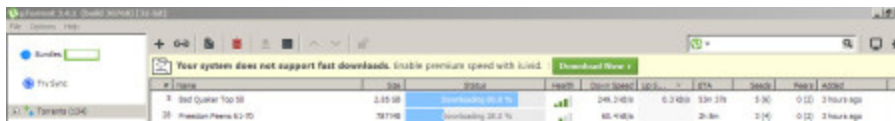
WHAT IF I WANT TO HELP, BUT DON'T KNOW WHAT A TORRENT IS, OR HOW TO USE ONE?

Want to contribute to liberty but short on cash? You can help the Freedom Feens without even spending a post-1964 dime.

Download [uTorrent](#) (free) and start seeding Freedom Feens episodes and Anarchy Gumbo episodes. We also recommend running [PeerBlock](#) (free) while you're running uTorrent. And when you install uTorrent, chose the option NOT accept the add-ons and toolbar when it asks you. Leave your computer on seeding the torrents, while you're at work or asleep. Make sure if you leave your computer on 24/7 that you reboot it every few days.

GETTING RID OF THE ADS ON utorrent

uTorrent adds cheesy ads. Some look confusing, like this one (if you see this one or anything like it, do NOT click on it, it won't likely do what it says it does):

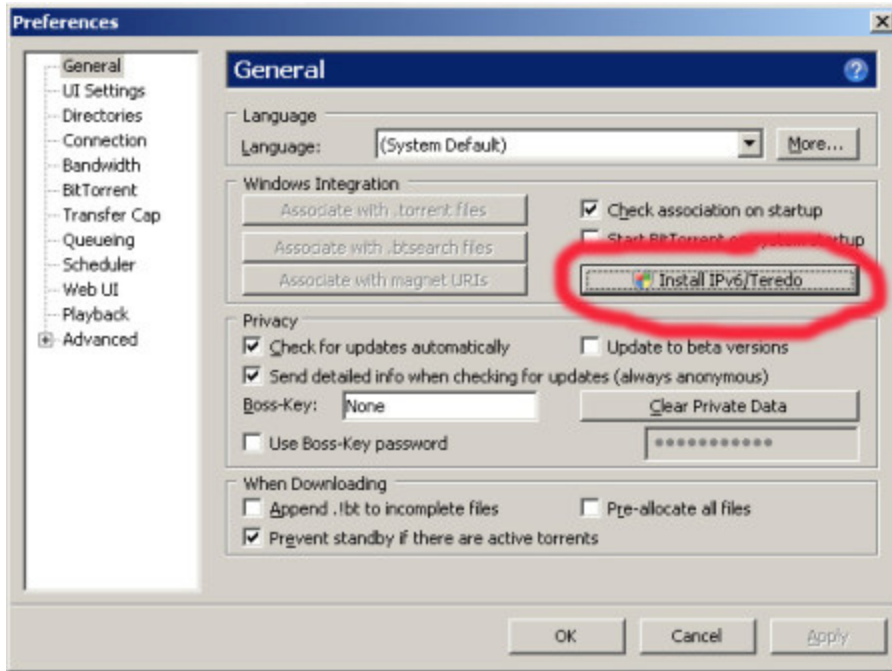


There's an article on removing ALL the ads from uTorrent, [HERE](#).

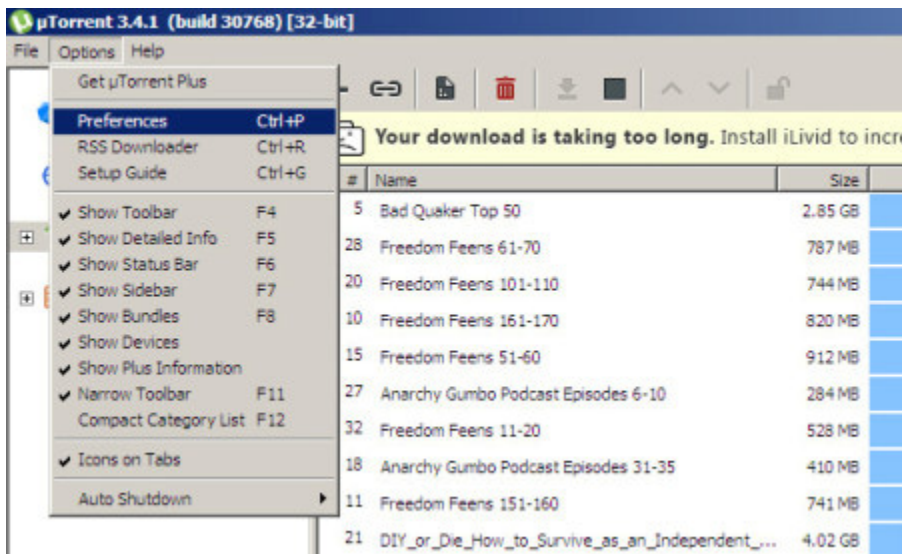
I do torrent seeding and sharing of all Feens, Michael Dean After Dark and all the Feens movies and music using an old XP laptop on a table in the corner of the living room. I have it outside of my bedroom so the fan won't keep me up at night. I have the screen timeout set up to shut off after two minutes of not using the mouse, to save power. I also have it set up to NOT shut off or hibernate when the lid is shut. (Settings for all this: right click desktop, go to properties/power. Or go to Power from the Control Panel.)

Then access the options in uTorrent from Options/Preferences:

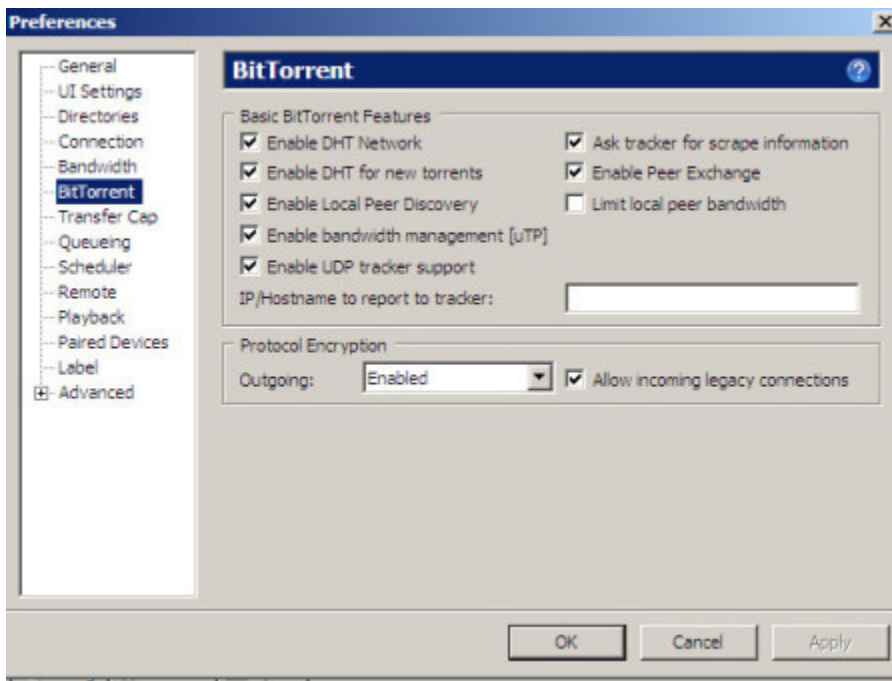
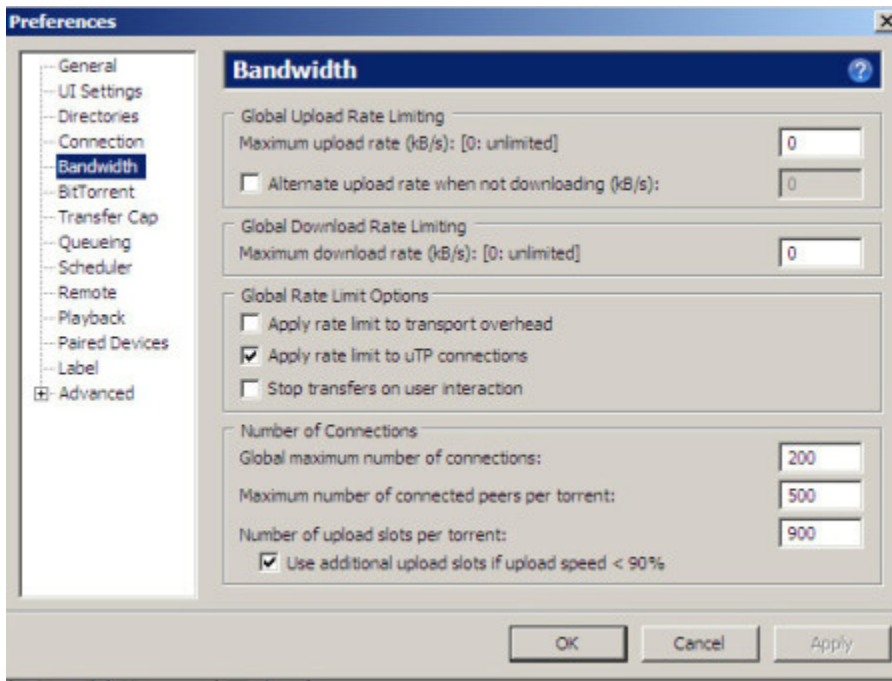
Click **Install IPv6 / Teredo**:

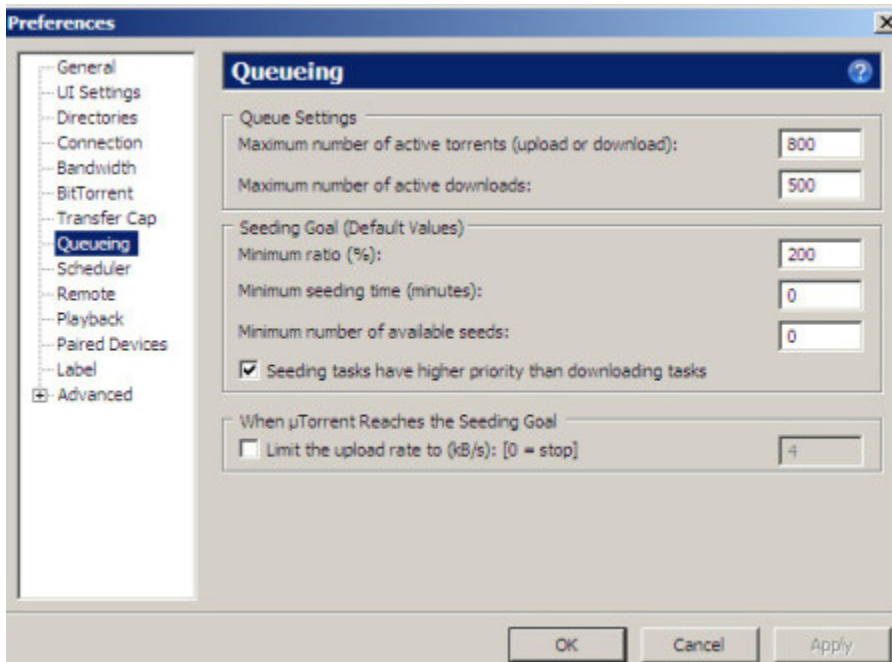


Change the rest of the settings as shown in these images:



Change the settings to what you see here:

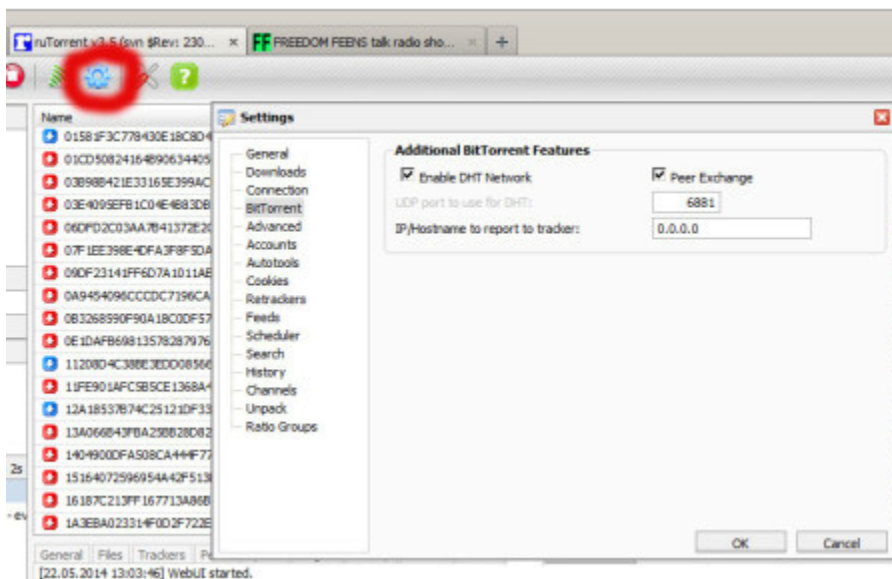




ENABLE DHT

(These directions are for the program ruTorrent, used in many Linux seedboxes. But there is an equivalent similar operation in almost all Torrent programs. In uTorrent it's under Options/Preferences/BitTorrent.)

Click on the little gear icon at the top of the program. Then go into settings/BitTorrent, and click the Enable DHT Network tick box, and the Peer Exchange tick box. Hit "OK."

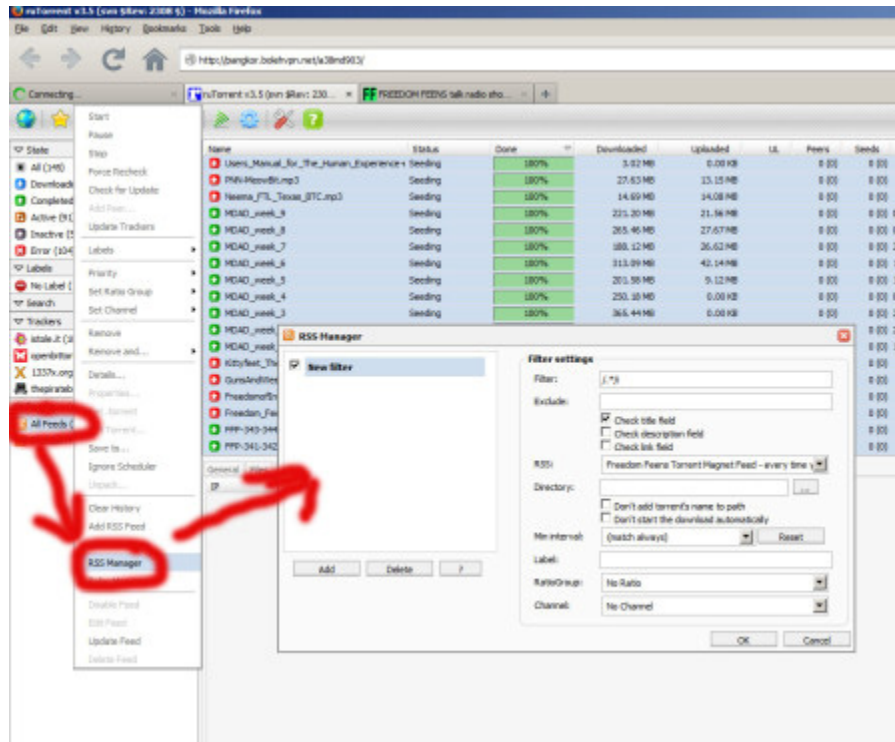


ADD FILTER IN RSS Manager

To automatically download all items on the RSS feed, right-click on All Feeds over on the left side of the program. Then left-click RSS Manager to open up the filter settings. Click “Add”, this will add a new filter. in the “Filter” space, add this text, copied and pasted exactly:

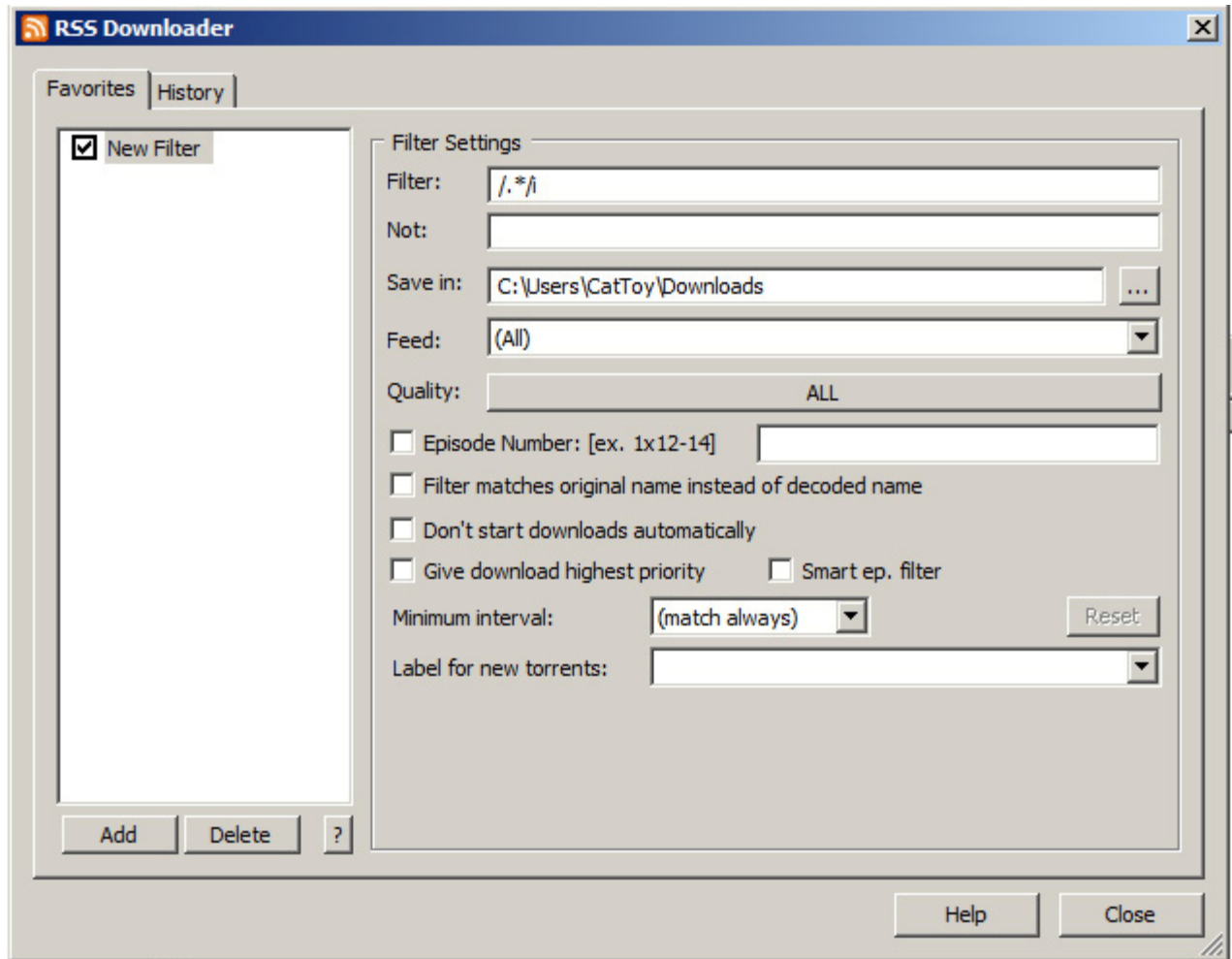
```
/.*/i
```

You can then either pick the Feens RSS feed, or leave it as All Feeds. Hit OK, and you’re good to go.



Doing this solved some issues on one seedbox with nothing working, and solved issues on another seedbox only working on some torrents.

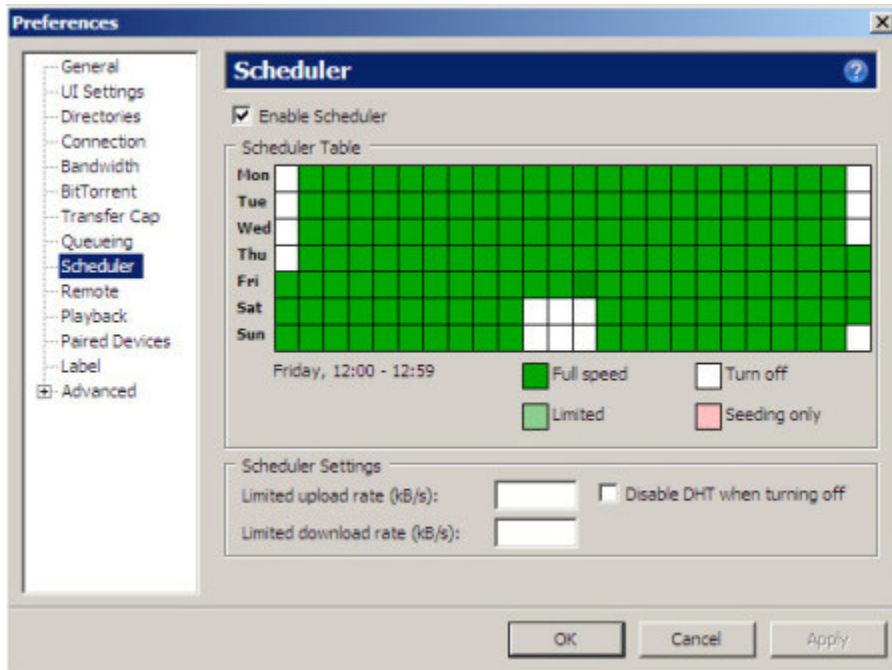
In uTorrent, it’s called “RSS Downloader” and you’ll access it by right-clicking “feeds” over on the left of the program. It should look like this when set up properly:



You don't need to hit "save" or "OK" in uTorrent (there IS no "save" or "OK" in this window in uTorrent). But after you enter the filter, hit "Close" in the bottom right of this window. Then open it back up and you'll need to left click once on "New Filter" over on the left to see what you've added. Notice that I've also added my download location in the "Save In" field.

SCHEDULER

I set up the scheduler to NOT upload during times I need my full pipe, like when I'm doing my shows:



[Here's a YouTube video](#) on using the scheduler.

As of 4/5/14, the entirety of the media on the Feens torrent RSS is 50 gigs (it was more, but I pruned it and deleted all the single episode entries that are also included in archives, and left the archive entries.) It took me 11 hours to do the initial download. With the torrent RSS feed inserted in uTorrent, new episodes upload seamlessly in the background. Except when doing my shows, where full bandwidth is mission-critical, using my full pipe to seed torrents is not noticeable, even when watching HD videos for hours on YouTube.

If you have torrent throttling on your ISP, you can get around it by using [Boleh VPN](#), and setting it to one of the Fully Routed servers. Using Boleh on one computer will not affect the IP and settings of other computers on the same router.

WHAT IF I HAVE A TORRENT PROGRAM OTHER THAN uTORRENT?

[Here is a list of torrent programs](#) and their features. Find yours on there and check the column called "Broadcatching (RSS)." It will say if that feature is supported for your program. If it is and you can't figure out where to insert the RSS feed, a quick Google search of "RSS" plus "(the name of your torrent program)" will usually lead you to a page that will show you how. (Note: Transmission, the default torrent client in most GNU/Linux installations, does NOT have the RSS feature at this time. If you have Transmission and don't want to install a different torrent program, you should be able to add the feed into the Live Bookmarks of your browser, and click on new items to manually download... When you click on an item, it will open up Transmission automatically and begin downloading.) NOTE: this is a machine-readable-only RSS feed,

and will not work in iGoogle. If you want a feed that will work in iGoogle, [this one](#) of our Twitter feed will work, but you'll have to manually click on each link to download.)

Thank you folks, and you're doing a very good thing by spreading liberty and Feens media to the world. Remember, the more you seed the Feens, the more the State gnashes its teeth and fails.

MWD

p.s. If you have torrent questions about **Feens torrents** that aren't answered here, please [send an e-mail](#). (Don't ask us about any non-legal torrents, we dunno about that.)



[Turn your cash into liberty!](#)